

# 1" Engine Driven Utility Pumps

- **Aluminum Construction**
- **Buna-N Mechanical Seal and O-Ring**
- **1" NPT Port Sizes**
- **Self-Priming up to 15 Ft.**
- **Semi-Open, Clog Resistant Impeller**
- **Engine OHV, 4-Cycle Options:**
  - ◆ **Model 4382-96: Honda GXH50**
  - ◆ **Model 1G4XAR: Briggs & Stratton**
- **Portable, Lightweight**

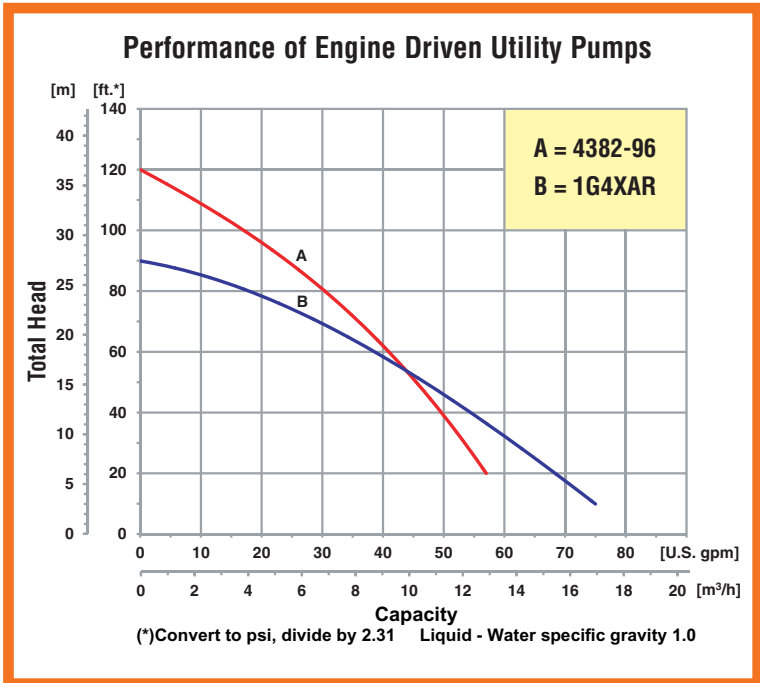
Model 4382-96  
1" Utility  
Aluminum



Model 1G4XAR



The AMT/IPT line of Engine Driven Utility pumps offers economy, durability, portability and performance all in one neat package. Ideal for general purpose dewatering, irrigation, spraying, washdown and agricultural applications. AMT Model 4382-96 is aluminum construction and features two garden hose adapters and a built-in check valve. IPT Model 1G4XAR model has a Briggs & Stratton engine that delivers 75 GPM. This pump includes a heavy duty steel roll frame and two garden hose adapters with no built-in check valve.



400 Spring Street • Royersford, PA 19468 USA

[www.amtpump.com](http://www.amtpump.com) • 888-amt-pump (268-7867)

For use with nonflammable liquids compatible with pump component materials. Viton® and Teflon® are registered trademarks of E. I. DuPont.

## 1" Utility Pumps

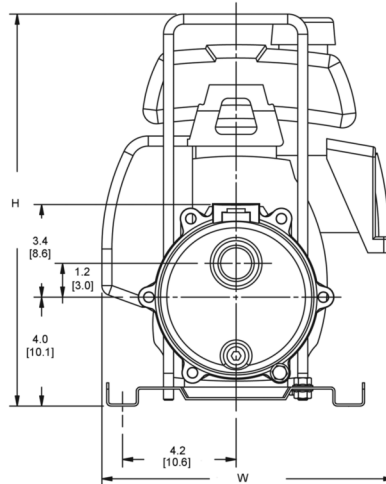
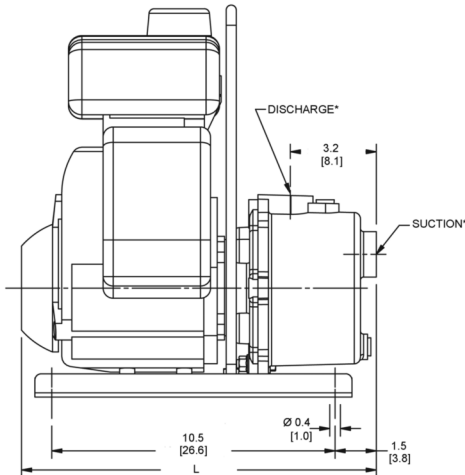
Model	Curve	Driver	Run Time (Hours)	Tank Size (Gal/Ltr.)	Ship Wt. (Lbs.)
<b>4382-96</b>	A	Honda GXH50	2	0.20/0.76	25

Construction: Cast Aluminum

Maximum Solids Handling Capacity: 3/32" Diameter

### Standard Features

- (2) Garden Hose Adapters
- Buna-N Mechanical Seal
- O-ring Casing Seal
- Carry Handle & Steel Base Included
- Self-primes to 15 Ft. with Built-in Check Valve
- Replaceable Volute
- Maximum Temperature 180° F
- Maximum Working Pressure 75 PSI
- Delivers up to 52 PSI
- Maximum 59 GPM
- QSP – Quick Ship Pump



## 1" Utility Pump

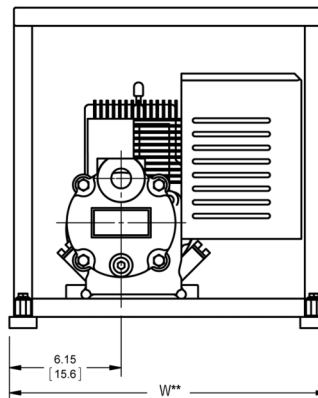
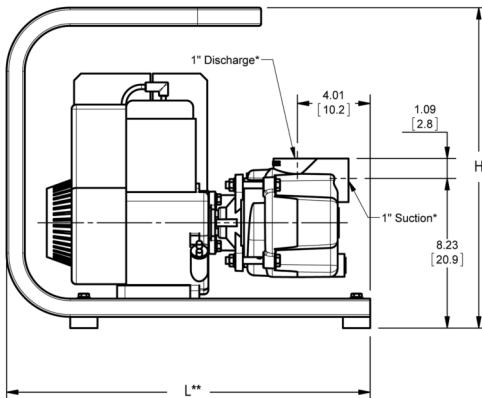
Model	Curve	Driver	Run Time (Hours)	Tank Size (Gal/Ltr.)	Ship Wt. (Lbs.)
<b>1G4XAR</b>	B	Briggs & Stratton	1.2	0.52/2.0	40

Construction: Cast Aluminum

Maximum Solids Handling Capacity: 1/4" Diameter

### Standard Features

- (2) Garden Hose Adapters
- Buna-N Mechanical Seal and O-ring
- O-ring Casing Seal
- Semi-open, Clog Resistant Impeller
- Self-primes to 15 Ft.
- Maximum Temperature 180° F
- Maximum Working Pressure 75 PSI
- Delivers up to 39 PSI
- Dual Volute Design
- Maximum of 75 GPM
- Includes Heavy Duty Steel Roll Frame
- QSP – Quick Ship Pump



Model	HP Class ♦	Curve	SUC*	DIS*	L**	W**	H
<b>4382-96</b>	2 HP	A	1	1	13.2 [33.5]	10.8 [27.4]	14.6 [37.0]
<b>1G4XAR</b>	4 HP	B	1	1	20.0 [50.8]	17.5 [44.4]	17.6 [44.7]

♦ HP Class represents market category and is not intended to define actual horsepower.

(\*) Standard NPT (Female) pipe thread.

(\*\*) This dimension may vary due to engine manufacturer's specifications.

NOTE: Dimensions are in inches (centimeters) and have a tolerance of ± 1/8".