

# SUBMERSIBLE NON-CLOG SEWAGE PUMP

Series: 8BSE-HADS  
30-75 HP / 1150 RPM  
100-150 HP / 1750 RPM  
Discharge: 8"  
Spherical solids handling: 3"



## DISCHARGE

8", 125 lb, flange horizontal.

## LIQUID TEMPERATURE

104°F (40°C).

## VOLUTE

Cast iron ASTM A-48 class 30.

## MOTOR HOUSING

Cast iron ASTM A-48 class 30.

## SEAL PLATE

Cast iron ASTM A-48 class 30.

## IMPELLER

**Design:** 3 vanes, closed, with a bronze wear ring and vanes on back side.

**Material:** cast iron ASTM A-48 class 30.

## SHAFT

416 series stainless steel.

## SQUARE RINGS

Square shaped Buna-N.

## PAINT

Air dry enamel, water based.

## DIAPHRAGM

Buna-N.

## HARDWARE

300 series stainless steel.

## SEAL

**Design:** double, mechanical, oil filled chamber.

**Material:** ceramic stationary seat, carbon ring and exclusion seal in the rotatory set, Buna-N elastomer and stainless steel hardware.

## CORD ENTRY

25 ft of neoprene cord, sealed against moisture.

## BEARINGS

**Upper:** ball, permanently oil lubricated, designed for radial load.

**Lower:** ball, permanently oil lubricated, designed for radial and axial loads.

## MOTOR

NEMA B, three phase, 460 volts, 60 Hz, 1150 or 1750 RPM, air cooled. Explosion Proof, Class 1, Division 1, Group C & D. Requires overload protection to be included in control panel.

## MOISTURE SENSOR

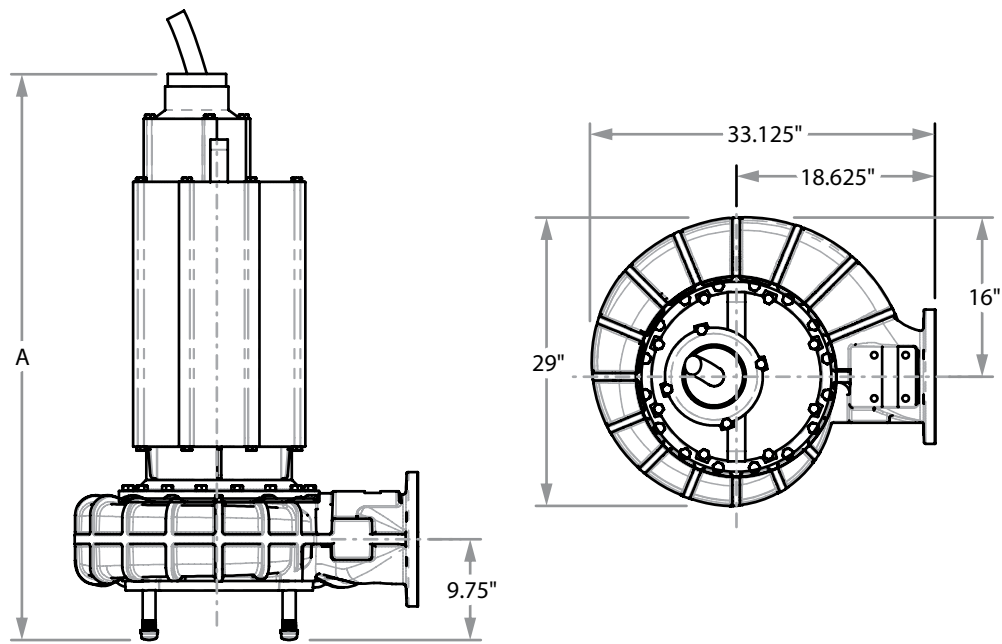
Normally open (N/O) included.

## TEMPERATURE SENSOR

Normally closed (N/C) included.

## OPTIONAL EQUIPMENT

Impeller trimming, additional cord, tungsten carbide seal, slide rail coupling (SRC-8).



MODEL	PART No.	HP	VOLTS	PHASE	RPM (Nominal)	MAX AMPS	LOCKED ROTOR AMPS	NEMA CODE	CORD SIZE	CORD TYPE	CORD O. D.	"A"	WEIGHT (pounds)
8BSE30046HADS	62170361	30	460	3	1150	38.9	173	E	8/4	50W-A	0.99"	49.2"	1700
8BSE40046HADS	62170362	40	460	3	1150	55	210	D	6/4	50W-A	1.12"	49.2"	1700
8BSE50046HADS	62170363	50	460	3	1150	71.2	282	D	4/4	50W-A	1.35"	49.2"	1706
8BSE60046HADS	62170364	60	460	3	1150	82	328	D	2/4	50W-A	1.55"	49.2"	1711
8BSE75046HADS	62170365	75	460	3	1150	92.5	398	E	2/4	50W-A	1.55"	49.2"	2028
8BSE100044HADS	62170366	100	460	3	1750	124	504	D	1/0/4	W	1.79"	49.2"	2050
8BSE125044HADS	62170367	125	460	3	1750	158	703	D	3/0/4	W	2.07"	54.3"	2061
8BSE150044HADS	62170368	150	460	3	1750	185	865	E	3/0/4	W	2.26"	54.3"	2258

The moisture cord and/or temperature cord is size 18/5, type SO, Ø0.485", for all models.

**IMPORTANT!**

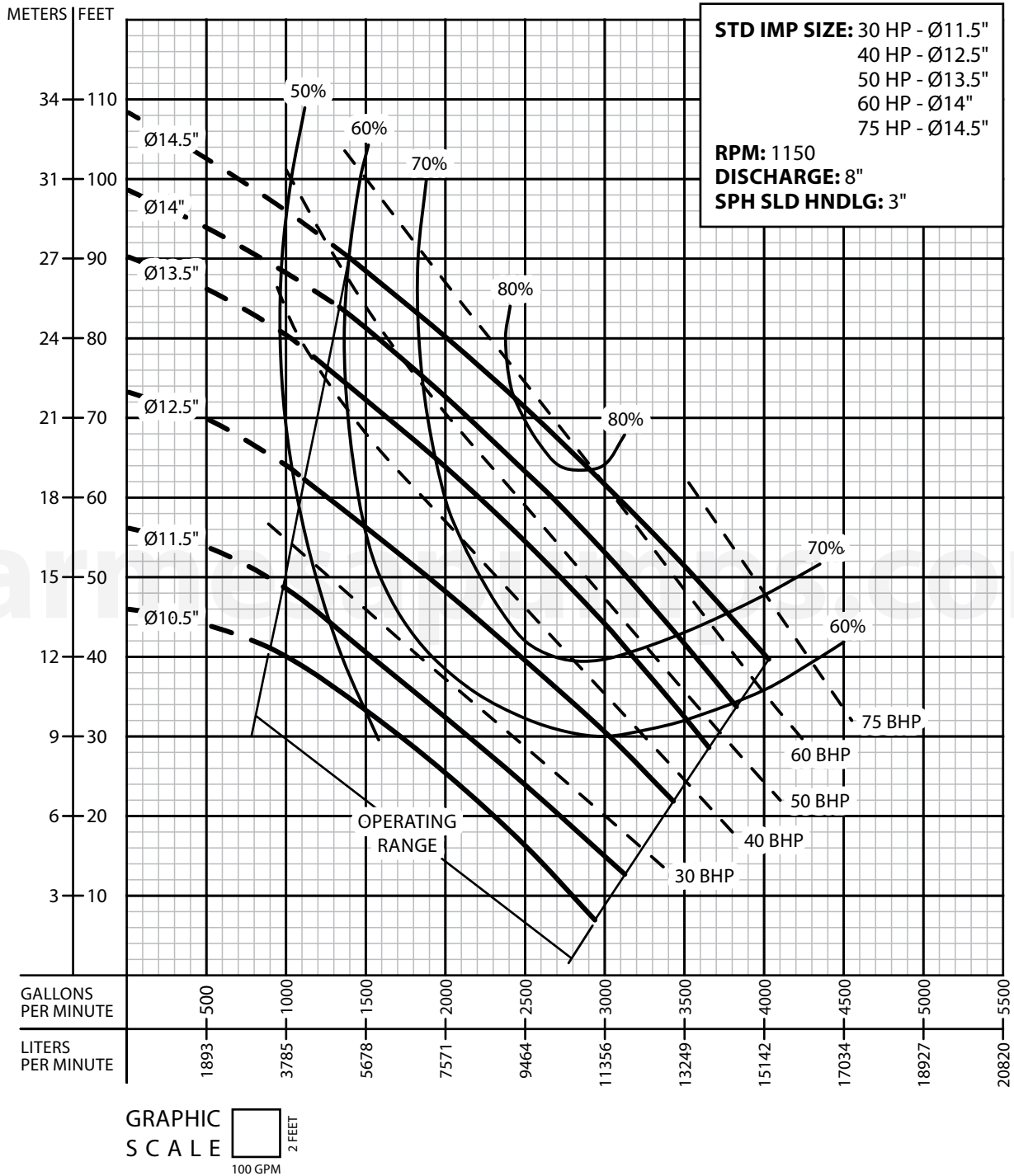
1. Never use this pump to handle explosive liquids.
2. This pump is not approved to be used in swimming pools, recreational installations or any application where human contact may be common.
3. Pump may be operated "dry" for extended periods without damage to motor &/or seals.



# PERFORMANCE CURVE

## Submersible Non-Clog Sewage Pump

### Series: 8BSE-HADS



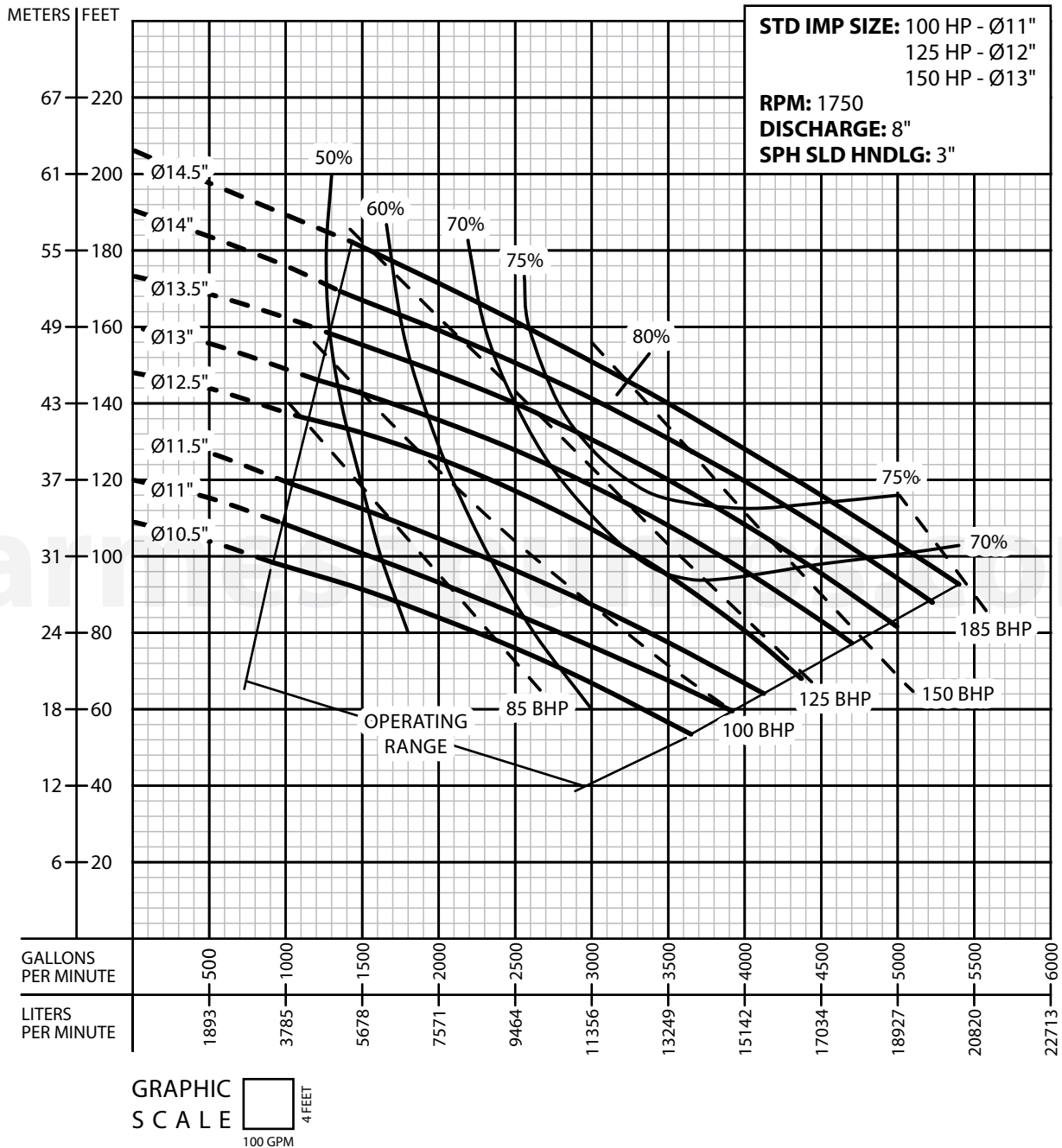
Testing is performed with water specific gravity of 1.0 @ 68 °F (20 °C); other fluids may vary performance.



# PERFORMANCE CURVE

## Submersible Non-Clog Sewage Pump

### Series: 8BSE-HADS



Testing is performed with water specific gravity of 1.0 @ 68 °F (20 °C); other fluids may vary performance.