

APEX

HEAVY DUTY

HEAVY DUTY SUBMERSIBLE DEWATERING PUMPS
FOR CONSTRUCTION, MINING AND INDUSTRY



APEXHDP.COM



Apex Heavy Duty is a supplier of dependable high volume and high head pumps for the most severe applications.

They are specifically designed for efficient, economical and long lasting dewatering service. The wide base design makes them very stable for industrial, construction and mine site applications.

All Apex Heavy Duty pumps are constructed of heavy duty high silicon aluminum castings for the main body parts. Features include hardened 17-4 pH stainless steel impellers (other materials available) and easily adjustable polyurethane coated wear parts for long service life. All built 100% in the USA.

Pump models are available from 6.0 hp (4.5 kW) to 60.0 hp (45.0 kW). All optional voltages are available 60 hertz and 50 hertz.



Peak Mechanical, LLC is constantly striving to improve its products and must therefore reserve the right to change designs, materials, specifications and price without notice.

Model Number Nomenclature

SD 85 HV - 3 - 4"
TD 120 HV - 4 - 6"

Product Type

SD = Side Discharge

TD = Top Discharge

Maximum Head

Impeller Type

HV = High Volume

MH = Medium Head

HH = High Head

Voltage / Phase

1 = 115V single phase

2 = 230V single phase

3 = 230V three phase

4 = 460V three phase

5 = 200V/208V three phase

6 = 575V/600V three phase

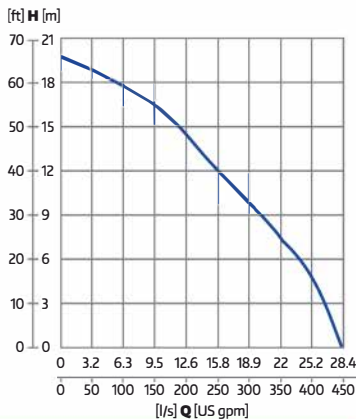
Discharge Size

3"

4"

6"

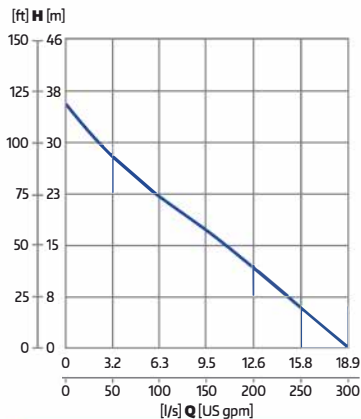
SD65HV 6.0 HP



Rated HP	6.0 hp / 4.5 kW	
RPM	3600	
Rated Amperage at	230V - 1ph*	25.0 A
	230V - 3ph	19.0 A
	460V - 3ph	8.5 A
	575V - 3ph	6.8 A
Standard Discharge	4" male N.P.T.	
	option 3" male N.P.T.	
	option 4" Victaulic	
	option 3" Victaulic	
Weight (less cable)	130 lbs (59 kg)	

*with custom control panel

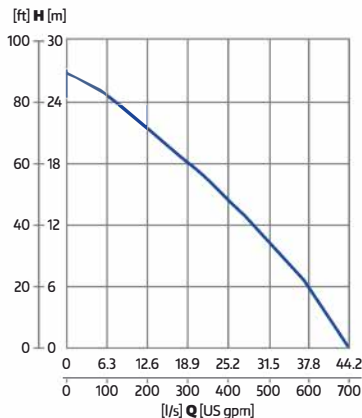
SD115HH 6.0 HP



Rated HP	6.0 hp / 4.5 kW	
RPM	3600	
Rated Amperage at	230V - 1ph*	25.0 A
	230V - 3ph	19.0 A
	460V - 3ph	8.5 A
	575V - 3ph	6.8 A
Standard Discharge		3" male N.P.T.
	option	4" male N.P.T.
	option	3" Victaulic
	option	4" Victaulic
Weight (less cable)	130 lbs (59 kg)	

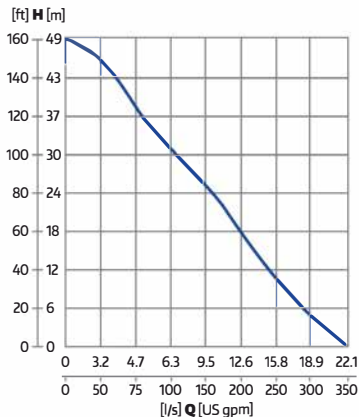
*with custom control panel

SD85HV 8.2 HP



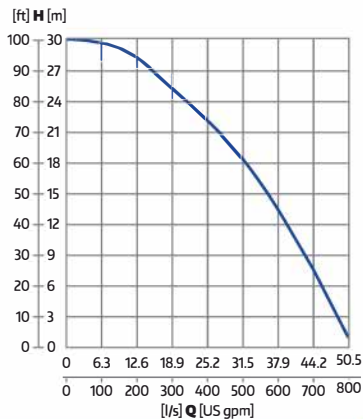
Rated HP	8.2 hp / 6.0 kW	
RPM	3600	
Rated Amperage at	230V - 3ph	21.0 A
	460V - 3ph	10.5 A
	575V - 3ph	8.2 A
	1000V - 3ph	4.5 A
Standard Discharge	4" male N.P.T.	
	option	3" male N.P.T.
	option	4" Victaulic
	option	3" Victaulic
Weight (less cable)	130 lbs (59 kg)	

SD160HH 8.2 HP



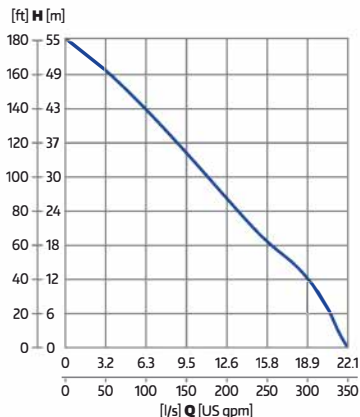
Rated HP	8.2 hp / 6.0 kW	
RPM	3600	
Rated Amperage at	230V - 3ph	21.0 A
	460V - 3ph	10.5 A
	575V - 3ph	8.2 A
	1000V - 3ph	4.5 A
Standard Discharge	option	3" male N.P.T.
	option	4" male N.P.T.
	option	3" Victaulic
	option	4" Victaulic
Weight (less cable)	130 lbs (59 kg)	

SD100HV 10.0 HP



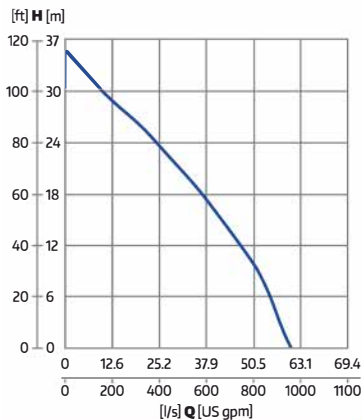
Rated HP	10.0 hp / 7.5 kW	
RPM	3600	
Rated Amperage at	230V - 3ph	28.0 A
	460V - 3ph	14.0 A
	575V - 3ph	8.2 A
Standard Discharge		4" male N.P.T.
	option	3" male N.P.T.
	option	4" Victaulic
	option	3" Victaulic
Weight (less cable)	138 lbs (63 kg)	

SD180HH 10.0 HP



Rated HP	10.0 hp / 7.5 kW	
RPM	3600	
Rated Amperage at	230V - 3ph	28.0 A
	460V - 3ph	14.0 A
	575V - 3ph	8.2 A
Standard Discharge		3" male N.P.T.
	option	4" male N.P.T.
	option	3" Victaulic
	option	4" Victaulic
Weight (less cable)	138 lbs (63 kg)	

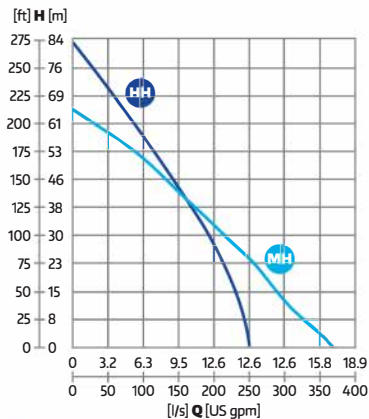
SD120HV 13.0 HP



Rated HP	13.0 hp / 9.7 kW	
RPM	3600	
Rated Amperage at	230V - 3ph	32.0 A
	460V - 3ph	16.0 A
	575V - 3ph	13.0 A
	1000V - 3ph	7.5 A
Standard Discharge		6" male N.P.T.
	option	4" male N.P.T.
	option	6" Victaulic
	option	4" Victaulic
Weight (less cable)	198 lbs (90 kg)	

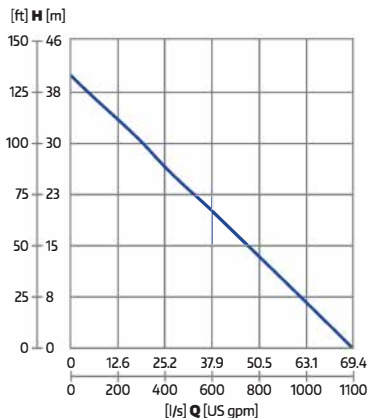
SD210MH 13.0 HP

SD250HH 13.0 HP



Rated HP	13.0 hp / 9.7 kW	
RPM	3600	
Rated Amperage at	230V - 3ph	32.0 A
	460V - 3ph	16.0 A
	575V - 3ph	13.0 A
	1000V - 3ph	7.5 A
Standard Discharge	option	4" male N.P.T.
	option	6" male N.P.T.
	option	4" Victaulic
	option	6" Victaulic
Weight (less cable)	198 lbs (90 kg)	

SD140HV 19.0 HP



Rated HP 19.0 hp / 14.2 kW

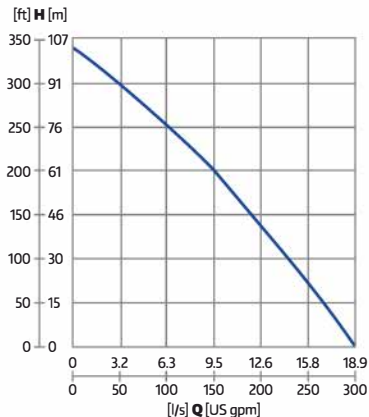
RPM 3600

Rated Amperage at	230V - 3ph	46.0 A
	460V - 3ph	23.0 A
	575V - 3ph	18.0 A
	1000V - 3ph	10.6 A

Standard Discharge		6" male N.P.T.
	option	4" male N.P.T.
	option	6" Victaulic
	option	4" Victaulic

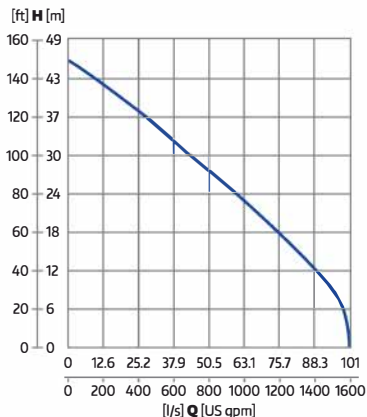
Weight (less cable) 205 lbs (93 kg)

SD335HH 19.0 HP



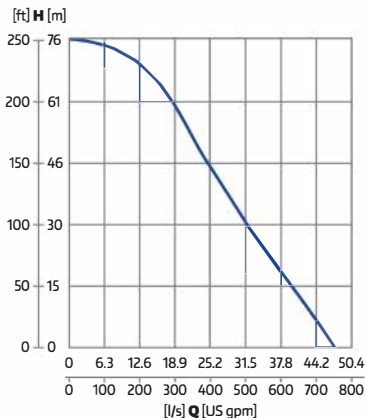
Rated HP	19.0 hp / 14.2 kW	
RPM	3600	
Rated Amperage at	230V - 3ph	46.0 A
	460V - 3ph	23.0 A
	575V - 3ph	18.0 A
	1000V - 3ph	10.6 A
Standard Discharge	4" male N.P.T.	
	option	6" male N.P.T.
	option	4" Victaulic
	option	6" Victaulic
Weight (less cable)	205 lbs (93 kg)	

SD150HV 30.0 HP



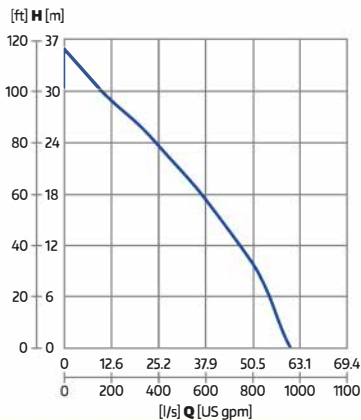
Rated HP	30.0 hp / 22.4 kW	
RPM	3600	
Rated Amperage at	230V - 3ph	67.0 A
	460V - 3ph	34.0 A
	575V - 3ph	27.0 A
	1000V - 3ph	15.6 A
Standard Discharge	6" male N.P.T.	
	option	4" male N.P.T.
	option	6" Victaulic
	option	4" Victaulic
Weight (less cable)	375 lbs (170 kg)	

SD240HH 30.0 HP



Rated HP	30.0 hp / 22.4 kW	
RPM	3600	
Rated Amperage at	230V - 3ph	67.0 A
	460V - 3ph	34.0 A
	575V - 3ph	27.0 A
	1000V - 3ph	15.6 A
Standard Discharge	option	4" male N.P.T.
	option	6" male N.P.T.
	option	4" Victaulic
	option	6" Victaulic
Weight (less cable)	375 lbs (170 kg)	

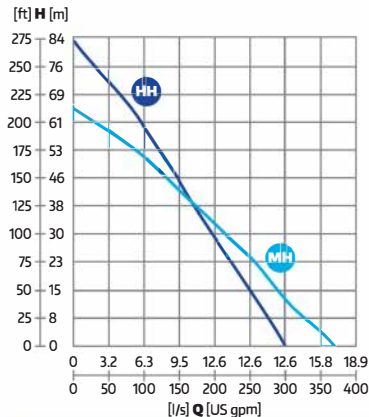
TD120HV 13.0 HP



Rated HP	13.0 hp / 9.7 kW	
RPM	3600	
Rated Amperage at	230V - 3ph	32.0 A
	460V - 3ph	16.0 A
	575V - 3ph	13.0 A
	1000V - 3ph	7.5 A
Standard Discharge	4" male N.P.T.	
	option	6" male N.P.T.
	option	4" Victaulic
	option	6" Victaulic
Weight (less cable)	198 lbs (90 kg)	

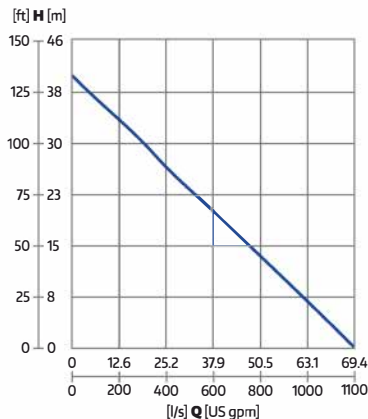
TD210MH 13.0 HP

TD250HH 13.0 HP



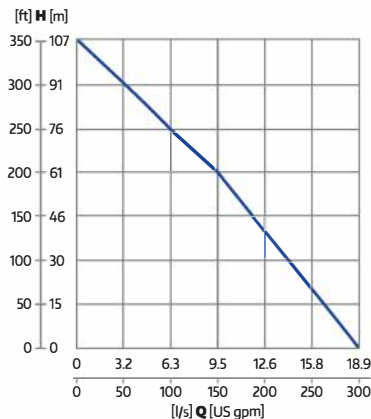
Rated HP	13.0 hp / 9.7 kW	
RPM	3600	
Rated Amperage at	230V - 3ph	32.0 A
	460V - 3ph	16.0 A
	575V - 3ph	13.0 A
	1000V - 3ph	7.5 A
Standard Discharge		4" male N.P.T.
	option	6" male N.P.T.
	option	4" Victaulic
	option	6" Victaulic
Weight (less cable)	198 lbs (90 kg)	

TD140HV 19.0 HP



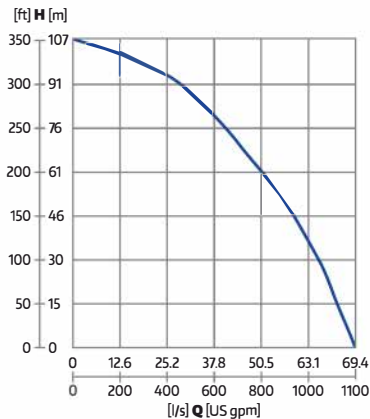
Rated HP	19.0 hp / 14.2 kW	
RPM	3600	
Rated Amperage at	230V - 3ph	46.0 A
	460V - 3ph	23.0 A
	575V - 3ph	18.0 A
	1000V - 3ph	10.6 A
Standard Discharge		4" male N.P.T.
	option	6" male N.P.T.
	option	4" Victaulic
	option	6" Victaulic
Weight (less cable)	205 lbs (93 kg)	

TD335HH 19.0 HP



Rated HP	19.0 hp / 14.2 kW	
RPM	3600	
Rated Amperage at	230V - 3ph	46.0 A
	460V - 3ph	23.0 A
	575V - 3ph	18.0 A
	1000V - 3ph	10.6 A
Standard Discharge	4" male N.P.T.	
	option	6" male N.P.T.
	option	4" Victaulic
	option	6" Victaulic
Weight (less cable)	205 lbs (93 kg)	

TD350HH 60.0 HP

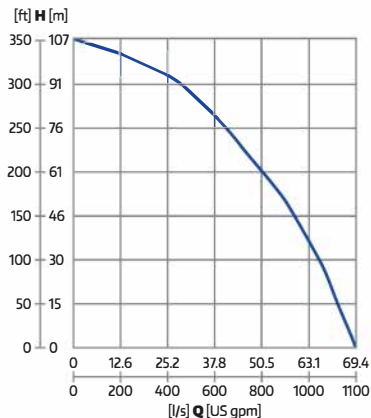


Rated HP	60.0 hp / 45.0 kW	
RPM	3600	
Rated Amperage at	460V - 3ph	68.0 A
	575V - 3ph	52.0 A
	1000V - 3ph	28.0 A
Standard Discharge	4" male N.P.T.	
	option	6" male N.P.T.
	option	4" Victaulic
	option	6" Victaulic
Weight (less cable)	625 lbs (283.5 kg)	

**shown with optional stainless steel cooling jacket*

TD350HH SS 60.0 HP

STAINLESS STEEL



Rated HP	60.0 hp / 45.0 kW	
RPM	3600	
Rated Amperage at	460V - 3ph	68.0 A
	575V - 3ph	52.0 A
	1000V - 3ph	28.0 A
Standard Discharge		4" male N.P.T.
	option	6" male N.P.T.
	option	4" Victaulic
	option	6" Victaulic
Weight (less cable)	720 lbs (326.5 kg)	

Materials of Construction

- ✓ Standard
● Option

SD65HV							
SD85HV	SD120HV		TD120HV				
SD100HV	SD140HV		TD140HV				
SD115HH	SD210MH		TD210MH				
SD160HH	SD250HH	SD150HV	TD250HH				
SD180HH	SD335HH	SD240HH	TD335HH	TD350HH	TD350HH SS		

Upper & Lower Seal

Tungsten Carbide

✓ ✓ ✓ ✓ ✓ ✓

Cast Parts

High Silicone Aluminum

✓ ✓ ✓ ✓ ✓ ✓

Stator Housing

High Silicone Aluminum

✓ ✓ ✓ ✓ ✓

Stainless Steel

✓

Outer Casing

High Silicone Aluminum

✓ ✓ ✓

Stainless Steel

✓ ● ✓

Composite

✓ ✓ ●

Motor Shaft

400 Series Stainless Steel

✓ ✓ ✓ ✓ ✓ ✓

Impeller*

17-4 ph

✓ ✓ ✓ ✓ ✓ ✓

Lower Diffuser/ Suction Cover

Polyurethane

✓ ✓ ✓ ✓ ✓ ✓

Diffuser Ring

Polyurethane

✓ ✓ ✓ ✓ ✓ ✓

Screws/Nuts

Stainless Steel

✓ ✓ ✓ ✓ ✓ ✓

O-Rings

Nitrile Rubber

✓ ✓ ✓ ✓ ✓ ✓

Viton Option

● ● ● ● ● ●

*Cast iron options available on some models upon inquiry



NOTES